

# Chapter 10

# Nail Disorders and Diseases

MILADY  
STANDARD COSMETOLOGY INSTRUCTOR SUPPORT SLIDES



**“Change and growth take place when  
a person has risked himself and  
dares to become involved with  
experimenting with his own life.”**

– Herbert Otto

# Objectives

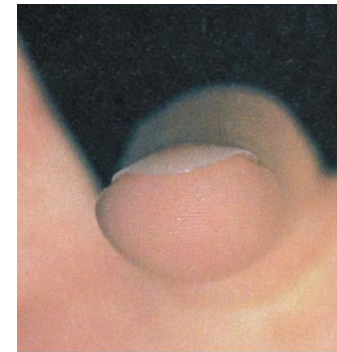
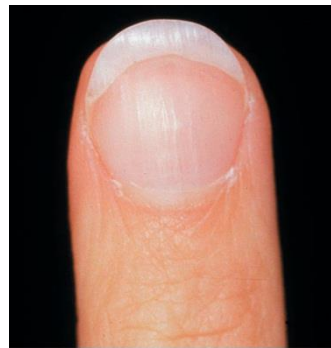
- List and describe the various disorders and irregularities of the nails.
- Recognize diseases of the nails that should not be treated in the salon.

# Nail Disorders

- Nail disorders are caused by injury or disease.
- Disorders must be referred to a physician.
- Only cosmetic problems can be treated by a licensed cosmetologist or nail technician.

# Nail Disorders (continued)

- Bruised nails



- Eggshell nails

- *Beau's lines*



# Nail Disorders (continued)

- Hangnail



© Milady, a part of Cengage Learning.

- *Leukonychia*

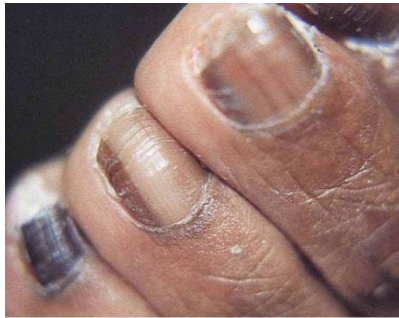


© Courtesy of Godfrey F. Mix, DPM, Sacramento, CA, MD (France).

MILADY  
STANDARD COSMETOLOGY INSTRUCTOR SUPPORT SLIDES

# Nail Disorders (continued)

- Melanonychia



- Discolored nail

- *Onychophagy*

- *Onychorrhexis*



# Nail Disorders (continued)

- *Plicatured nail*



- *Nail pterygium*



- Ridges



# Nail Disorders (continued)

- Splinter hemorrhages
- Increased curvature nails
  - Pincer nails
  - Trumpet nails



© Courtesy of Godfrey F. Mix, DPM, Sacramento, CA.

# Nail Fungi

- Parasites that may cause infections on the hands and feet
- Highly contagious
- Grows where it is warm, dark, and moist
- Avoided by proper cleaning and disinfection

# It Is Not Mold!

- Discolorations of the nail are not mold. They are a bacterial infection caused by *Pseudomonas aeruginosa*.



© Milady, a part of Cengage Learning.

# Nail Infections

- Indicated by redness, pain, swelling, pus, and inflammation
- Causes: contaminated implements
- Other indications: yellow, green, brown, or black spots
- Avoid infection: cleansing and disinfection

# Nail Diseases

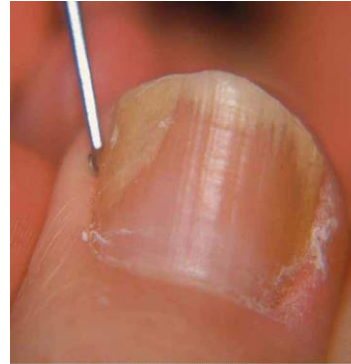
- *Onychosis*: any deformity or disease of the nails
- Onychia
- *Onychocryptosis*



© Courtesy of Godfrey F. Mix, DPM, Sacramento, CA.

# Nail Diseases (continued)

- *Onycholysis*



- *Onychomadesis*



- *Nail psoriasis*



# Nail Diseases (*continued*)

- *Paronychia*



- *Pyogenic granuloma* 



# Nail Diseases (continued)

- *Tinea pedis*



© Reprinted with permission from the American Academy of Dermatology. All rights reserved.

- *Onychomycosis*



© Courtesy of Robert Baron, MD (France).



# Summary and Review

- What conditions do fungal organisms favor for growth?
- Name two common causes of onycholysis.
- In what situation should a nail service not be performed?
- What is *Pseudomonas aeruginosa* and why is it important to the nail technician?

# Summary and Review (*continued*)

- Name at least eight nail disorders and describe their appearance.
- What is the most effective way to avoid transferring infections among your clients?
- If a client develops a nail infection, can nail technicians offer treatment advice for these conditions?
- Can beauty professionals treat an ingrown toenail if there is no sign of pus or discharge?

# Congratulations!

You have completed one unit of study  
toward course completion.

MILADY  
STANDARD COSMETOLOGY INSTRUCTOR SUPPORT SLIDES