





**CHARLOTTE COUNTY PUBLIC YRS
SCHOOL CALENDAR
2018-2019**

YRS Food Service Managers 194

2018/2019	M	T	W	T	F	Accumulated Student Days	Accumulated FSMgr Days	Holiday/Day
JULY 2018	2	3	4	5	6		2	4 - Independence Day/5 - First Day for NET Teachers
	9	10	11	12	13	2	7	5 - First Day for Food Service Managers
	16	17	18	19	20	7	12	6 - First Day for Teachers
	23	24	25	26	27	12	17	12 - First Day for Students
19	30	31				25	19	6 - 11 - Each School PPC designates 1 day as PD Day #1 - School
AUG 2018			1	2	3	17	22	
	6	7	8	9	10	22	27	
	13	14	15	16	17	27	32	
	20	21	22	23	24	32	37	28 - Food Service Managers Off
22	27	28	29	30	31	36	41	28 - District-based Professional Development - Primary Election Day
SEPT 2018	3	4	5	6	7	39	44	3 - 4 - Labor Day - No School for Staff and Students
	10	11	12	13	14	44	49	3 - 4 - Food Service Managers Off
	17	18	19	20	21	49	54	
18	24	25	26	27	28	54	59	
OCT 2018	1	2	3	4	5	59	64	
	8	9	10	11	12	64	69	8-12 - FTE
	15	16	17	18	19	69	74	19 - End of First Trimester/19 - Teacher Work Day
	22	23	24	25	26	69	74	22 -Nov 6 Fall Intersession (69)
15	29	30	31			69	74	
NOV 2018				1	2	69	74	5 - Teacher Work Day/Food Service Managers Work
	5	6	7	8	9	3	79	6 - Food Service Managers Work
	12	13	14	15	16	8	84	6 - Teacher School-based Professional Development - Election Day
	19	20	21	22	23	8	85	12 - Veterans Day observed - School in Session
16	26	27	28	29	30	13	90	19 - 23 Thanksgiving Break / Nov. 22 - (Pd Holiday #1)
DEC 2018	3	4	5	6	7	18	95	
	10	11	12	13	14	23	100	
	17	18	19	20	21	25	102	
	24	25	26	27	28	25	103	19 - Jan 1 - Winter Break
13	31					25	103	25 - (Pd Holiday #2)
JAN 2019		1	2	3	4	25	104	1 - New Year's Day (Pd Holiday #3)
	7	8	9	10	11	28	108	7 - Hurricane Make-Up Day #3 Teachers
	14	15	16	17	18	33	113	8 - Teacher Work Day/Food Service Managers Work
	21	22	23	24	25	37	117	8 - Hurricane Make-Up Day #3 - Students
18	28	29	30	31		41	121	21 - Martin Luther King Day - Employee Day Off
FEB 2019					1	42	122	4-8 - FTE
	4	5	6	7	8	47	127	15 - Hurricane Make-up Day #1
	11	12	13	14	15	51	131	18 - Presidents' Day - Employee Day Off
	18	19	20	21	22	55	135	28 - Last day of Second Trimester (59)
18	25	26	27	28		59	139	
MARCH 2019					1		139	1 - Teacher Work Day/Food Service Managers Off
	4	5	6	7	8	5	144	
	11	12	13	14	15	5	144	11 - 15 - Spring Intersession
	18	19	20	21	22	5	144	18 - 22 - Spring Break
10	25	26	27	28	29	10	149	
APRIL 2019	1	2	3	4	5	15	154	1-12 - FSA Writing/Reading 3rd grade
	8	9	10	11	12	20	159	
	15	16	17	18	19	24	164	19 - Employee & Student Day Off (Pd Holiday #4)
	22	23	24	25	26	28	168	22 - Hurricane Make-Up Day #2 Students & Staff
21	29	30				30	170	
MAY 2019			1	2	3	33	173	1-28 -FSA Reading/Math/Science/EOC
	6	7	8	9	10	38	178	
	13	14	15	16	17	43	183	
	20	21	22	23	24	18	188	27 - Memorial Day/8 - 31 - Final/Semester 2 Exams
22	27	28	29	30	31	52	192	31 - Last Day for Students - End of Qtr. 4 (52)
JUNE 2019	3	4	5	6	7		194	4 - Last Day for Food Service Managers
	10	11	12	13	14			
	17	18	19	20	21			
2	24	25	26	27	28			

 Student days off/Teacher work day
 End of grading period/end of semester
 Hurricane make-up days
 Teacher workdays

***Other hurricane make-up days may need to be taken during the year in the event that hurricane make-up days are used.**