



Liberty ES

Family Survey
Winter 2020



Report created by
Panorama Education



Summary

Topic Description	Results	Comparison
<p>Learning Behaviors Families' perceptions of their child's learning-related behaviors.</p>	<p>54% ▼1 since last survey</p>	<p>56% Charlotte County</p>
<p>School Climate Perceptions of the overall social and learning climate of the school.</p>	<p>80% ▼3 since last survey</p>	<p>76% Charlotte County</p>

247 responses

Learning Behaviors

Your average

54%

247 responses

Change

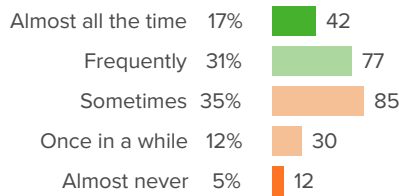
▼ **1**

since last survey

District average: **56%** Charlotte County

How did people respond?

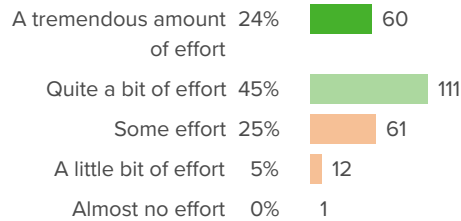
Q.1: How often does your child read for fun?



▲ 0 from last survey

Favorable: **48%**

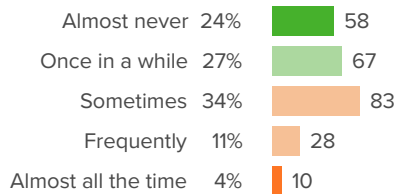
Q.2: How much effort does your child put into school-related tasks?



▲ 0 from last survey

Favorable: **70%**

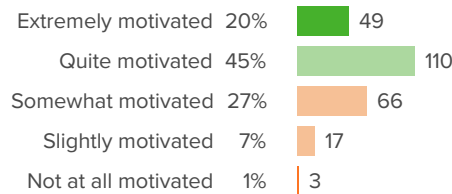
Q.3: How often does your child struggle to get organized for school?



▲ 2 from last survey

Favorable: **51%**

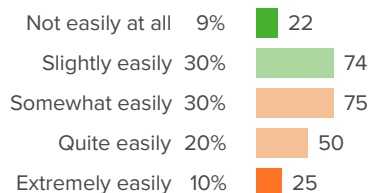
Q.4: How motivated is your child to learn the topics covered in class?



▼ 5 from last survey

Favorable: **65%**

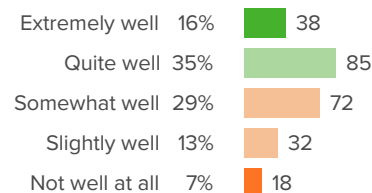
Q.5: When working on school activities at home, how easily is your child distracted?



▲ 0 from last survey

Favorable: **39%**

Q.6: On average, how well does your child work independently on learning activities at home?

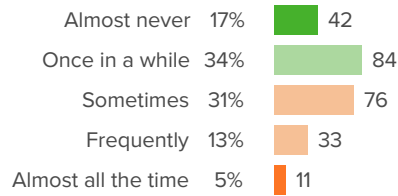


▼ 7 from last survey

Favorable: **50%**



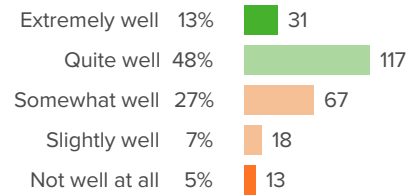
Q.7: How often does your child give up on learning activities that s/he finds hard?



▲ 4 from last survey

Favorable: **51%**

Q.8: In general, how well does your child learn from feedback about his/her work?



▲ 0 from last survey

Favorable: **60%**

School Climate

Your average

80%

247 responses

Change

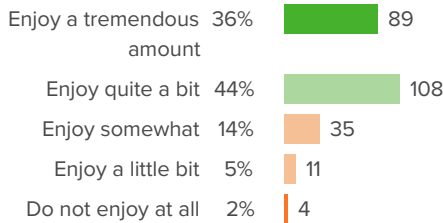
▼ **3**

since last survey

District average: **76%** Charlotte County

How did people respond?

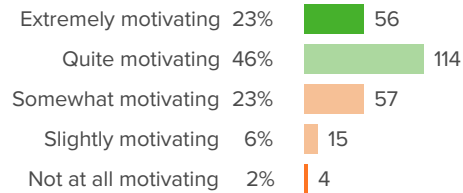
Q.1: To what extent do you think that children enjoy going to your child's school?



▲ **0** from last survey

Favorable: **80%**

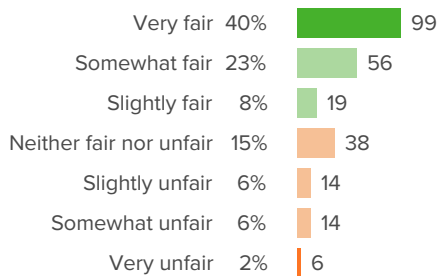
Q.2: How motivating are the classroom lessons at your child's school?



▼ **9** from last survey

Favorable: **69%**

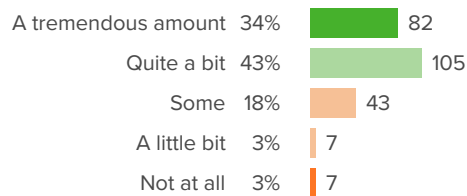
Q.3: How fair or unfair is the school's system of evaluating children?



▼ **9** from last survey

Favorable: **71%**

Q.4: How much does the school value the diversity of children's backgrounds?

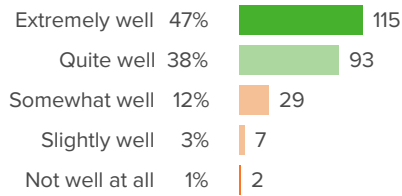


▲ **1** from last survey

Favorable: **77%**



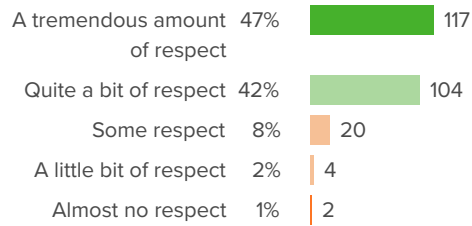
Q.5: How well do administrators at your child’s school create a school environment that helps children learn?



▲ 0 from last survey

Favorable: **85%**

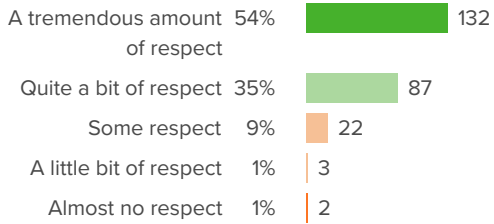
Q.6: Overall, how much respect do you think the children at your child's school have for the staff?



▼ 2 from last survey

Favorable: **89%**

Q.7: Overall, how much respect do you think the teachers at your child's school have for the children?



▲ 0 from last survey

Favorable: **89%**